



HOUSING & RESIDENCE LIFE

Division of Student Affairs

On move-in day, all on-campus traffic will be routed in specific directions around each residence hall area. Traffic can be fairly heavy at times, but the system works smoothly with everyone's patience and cooperation.

You must download and fill out the Move-In Temporary Parking Permit from our website at <http://housing.tulane.edu/arrive> and place the permit on the vehicle dashboard (driver side) for the entire move-in process. It is your permit for the days indicated. Failure to display a parking permit will result in a citation

In addition to the parking permit on your dashboard, please place this page as well which denotes the residence hall you are moving into. This allows us to direct you into the appropriate queuing lane so that your move-in is as efficient as possible. For your convenience, we have also included a map that shows the designated queuing route for your particular residence hall.

When you arrive to your move-in location, campus police and orientation staff will direct you to a temporary unloading space. You will be given time to unload your belongings. Move-in volunteers will assist in relocating belongings to the student's room. We highly recommend that you have all of the student's belongings labeled with the name and room number so volunteers can immediately begin to help you move everything into the student's room. As soon as your car is unpacked, you **MUST** move your vehicle(s).

Do not leave your vehicle unattended at any time!

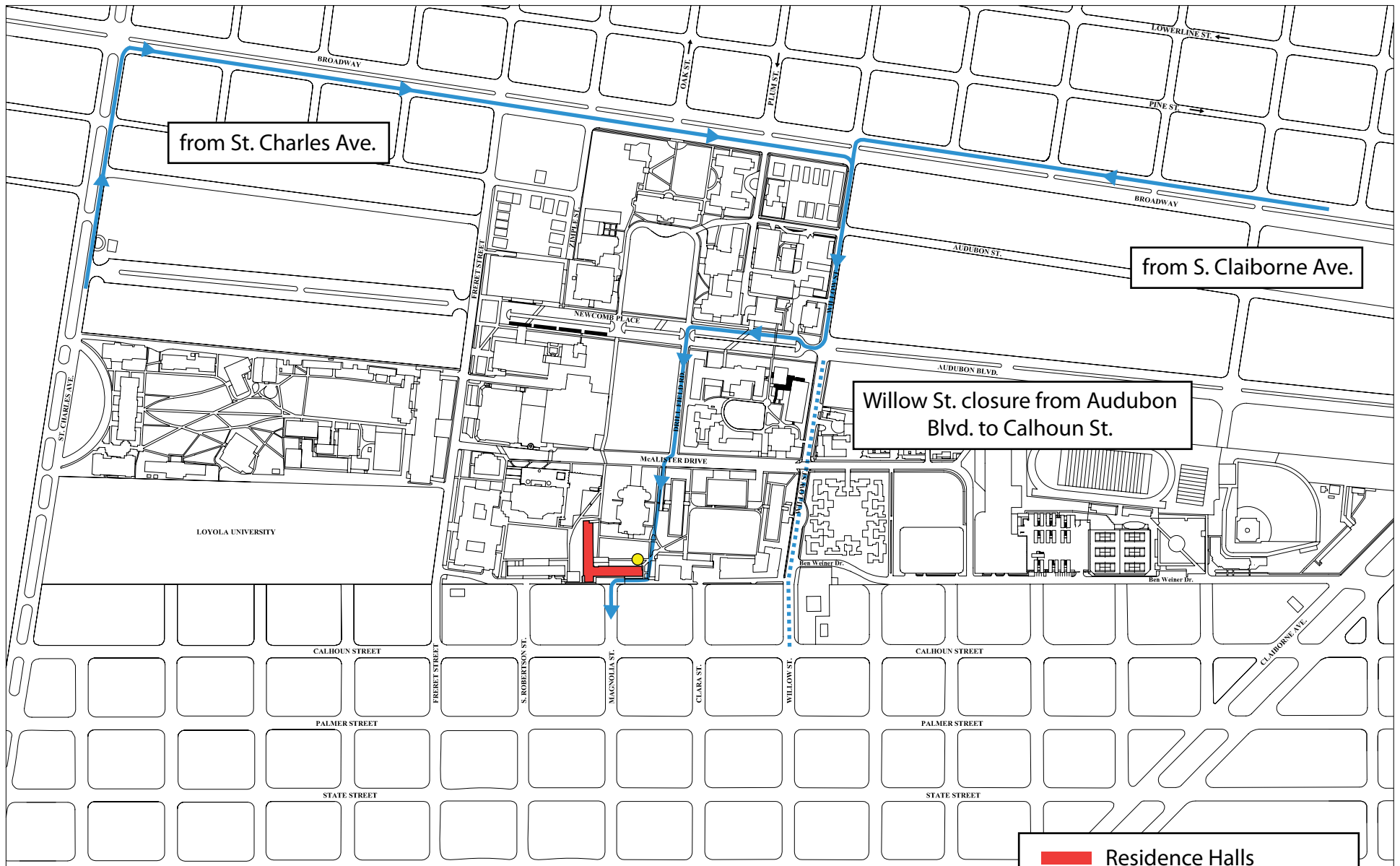
Directions to Sharp Hall from the Downtown area (French Quarter, CBD, Warehouse District areas):

From St. Charles Ave., turn North (right) onto Broadway Ave. Turn right onto Willow St., then turn right onto Newcomb Place. Turn left onto Drill Rd. Follow the street across McAlister and continue through Irby Alley. Continue until you are directed into your queuing lane.




SH

Once you have finished unloading, you will be directed to relocate your car so that others can continue unloading. Volunteers will direct you to the check-in area and will help you move the student's belongings into their residence hall room.

Sharp Hall



Move-In Circulation

-  Residence Halls
-  Drop-Off Location
-  Fed-Ex Move-In Trailer